




APPRAISE

A research project about identity,
exhibits, and feelings of belonging



Participant #

Hello!

Thanks for agreeing to be a part of today's research!

Please keep this workbook with you until you're done for the day. It will guide you through our session.



You will use this workbook to:



1. **Describe** yourself and what makes you, you!



2. **Interview** each other about your responses.



3. **Preview** exhibits and rate your first impressions.



4. **Try** exhibits and rate your final impressions.



5. **Interview** each other about your experiences.



Who
are
you?

Section 1:

Who are you?

Learning more about what makes each of our visitors unique can help us build better exhibits for everyone!

We'd like to learn more about you and what makes you who you are.

Different aspects make up who we are, such as:

- Our characteristics
- How we describe ourselves
- How we feel about different topics (for one activity, we'll focus on how you feel about science)


The following pages will ask you to describe yourself in a number of ways.



What makes you, *you*?

There are many ways to describe
ourselves!

Describe yourself below on your
own terms, using words or images.



Write · Draw · Collage

What are your characteristics?

How old are you?

What is your gender?

Girl

Boy

Non-binary

Prefer to self-describe:

Prefer not to say

With which racial or ethnic group(s) do you identify?

American Indian or Alaskan Native

Asian or Asian American

Black or African American

Hispanic or Latina/o/x

Native Hawaiian or Pacific Islander

White or Caucasian

I identify as: _____

Prefer not to say

What language(s) do you speak?

Cape Verdean Creole

Chinese

English

Haitian Creole

Portuguese

Spanish

Vietnamese

I speak:

Prefer not to say

Do you have a permanent or temporary disability?

Yes

No

Prefer not to say

If yes, how would you describe the disability?

Mobility

Visual

Auditory

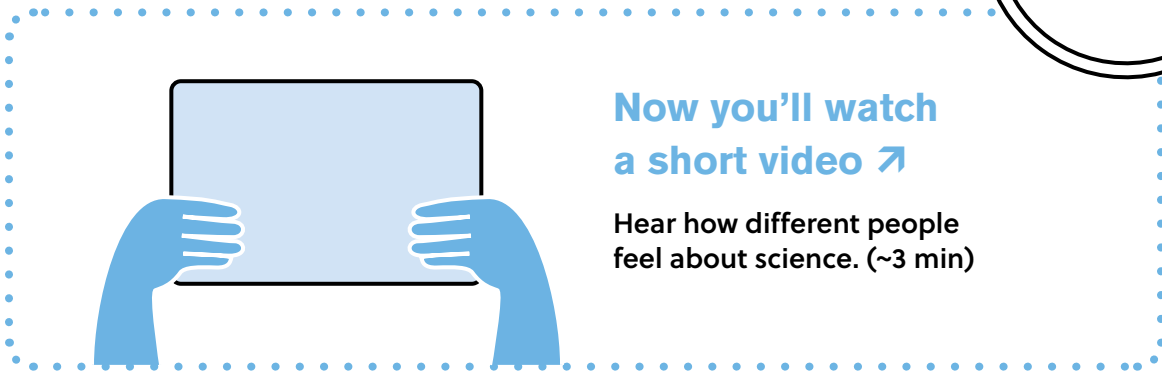
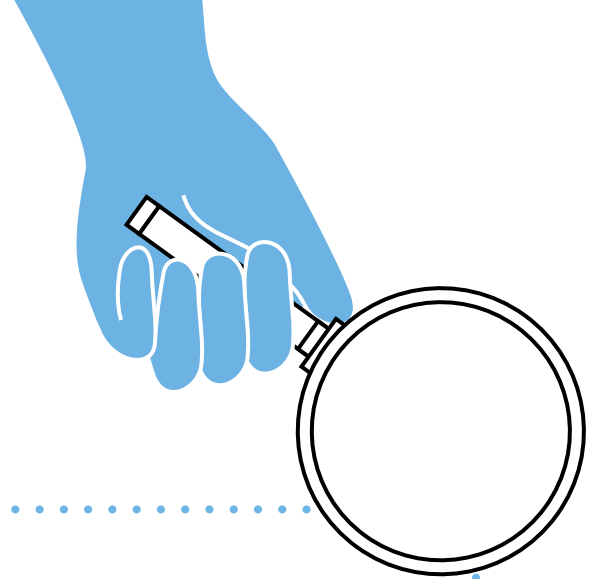
Learning

Cognitive

I describe my disability as: _____

Prefer not to say

How do you feel about science?



Now you'll watch
a short video ↗

Hear how different people
feel about science. (~3 min)

How much do you disagree or agree with each statement?

(Check one for each statement)

STRONGLY DISAGREE DISAGREE NEUTRAL AGREE STRONGLY AGREE

1. I am a science person

2. My family sees me as a science person

3. My friends see me as a science person

4. My teachers see me as a science person

5. Science is an important part
of who I am now

6. I think science will play an important
role in my future

Pause and Reflect!

In small groups, you will audio record yourselves as you each answer some questions out loud.

Once you have started recording, read the first question aloud and have all of your group members respond before moving to the next question.



1. What did you include on your "What makes you, you?" sheet, and why?

2. Talk to each other about how you would fill in the blanks:

- a. Science museums make me feel _____
because _____
- b. Science museums are for people who _____
because _____

**3. Do you feel like you can be yourself at a science museum?
Why or why not?**

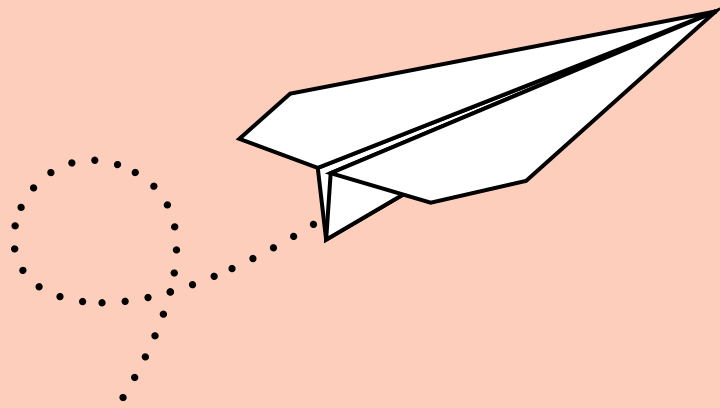
Pause and Reflect! (cont.)

4. How do you feel about science? Why?

5. What do you like about science (if anything)?

6. What do you NOT like about science (if anything)?

Let the Researcher know when you are done!



To the exhibits!

Workbook continues in 'Visiting Exhibits' packet

Pause and Reflect!

In small groups, you will audio record yourselves as you each answer some questions out loud.


Once you have started recording, read the first question aloud and have all of your group members respond before moving to the next question.




On your exhibit surveys, question #10 asked about whether an exhibit was designed for "someone like you."

1. When you answered that question, what were you thinking "someone like you" meant?


2. Which exhibit did you choose to use first, and why?





3. Which exhibit(s), if any, were well designed for someone like you, and why?

4. Which exhibit(s), if any, were NOT well designed for someone like you, and why?



Let the Researcher know when you are done!

Final Debrief

The last part of today's session is a full-group debrief. The museum staff and/or researcher will ask the group some questions. You can ask your own questions, too! This is your chance to offer advice to museums about how to design better exhibits for you.

To conclude the debrief conversation, you will be asked to fill in the following sentences:



As someone who...

when an exhibit...

I feel like it is for me.

As someone who...

when an exhibit...

I feel like it is NOT for me.

That's the end!

Thanks so much for participating
in today's session.

Please give this workbook to
a researcher before you leave.





This work was supported by a grant from the National Science Foundation under award DRL-1906688. Any opinions, findings, conclusions or recommendations expressed in this document are those of the authors and do not necessarily reflect the views of the Foundation.

This work was led by a collaborative team from:



Museum of Science.

children's
museum.
pittsburgh

 **EdTogether**